



Please print this official LIGHTING EXPERTS form and follow our easy step by step instructions.

**Send us your plans by fax or mail.
We will quote you within 3 days and execute the project within 2 weeks.**

LIGHTING EXPERTS TEAM

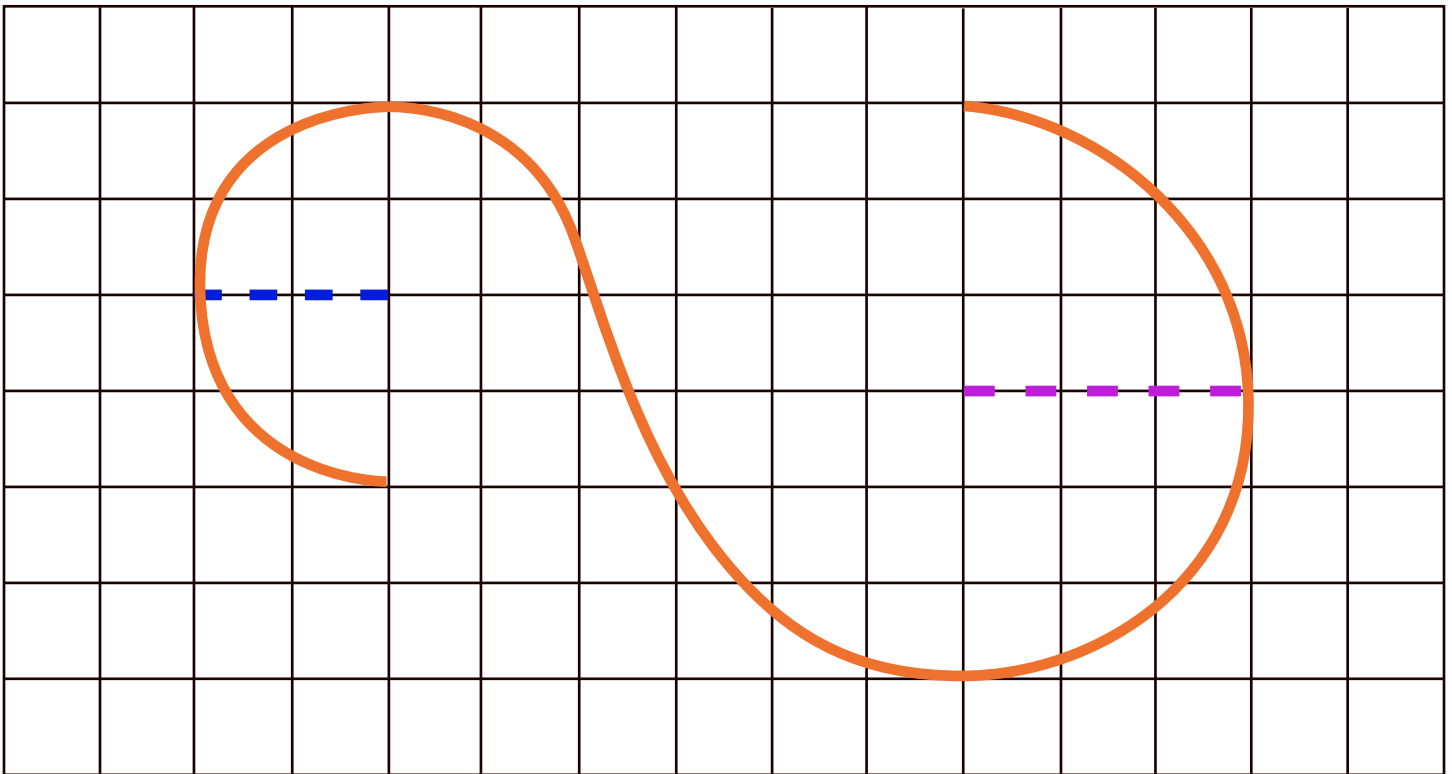
FAX: 514-931-0218

MAIL: lesales@lightingexperts.com

START BY FOLLOWING THESE STEPS:

- 1) CHOOSE THE SHAPE OF YOUR TRACK
- 2) FILL OUT THE CEILING DROP DIMENSION
- 3) CHOOSE YOUR SPOTS
- 4) CHOOSE YOUR PENDANTS

EXAMPLE STEP 1




— — — — — RADIUS= 2'

— — — — — RADIUS= 3'

SCALE:
1 SQUARE= 1'

1) CHOOSE THE SHAPE OF YOUR TRACK

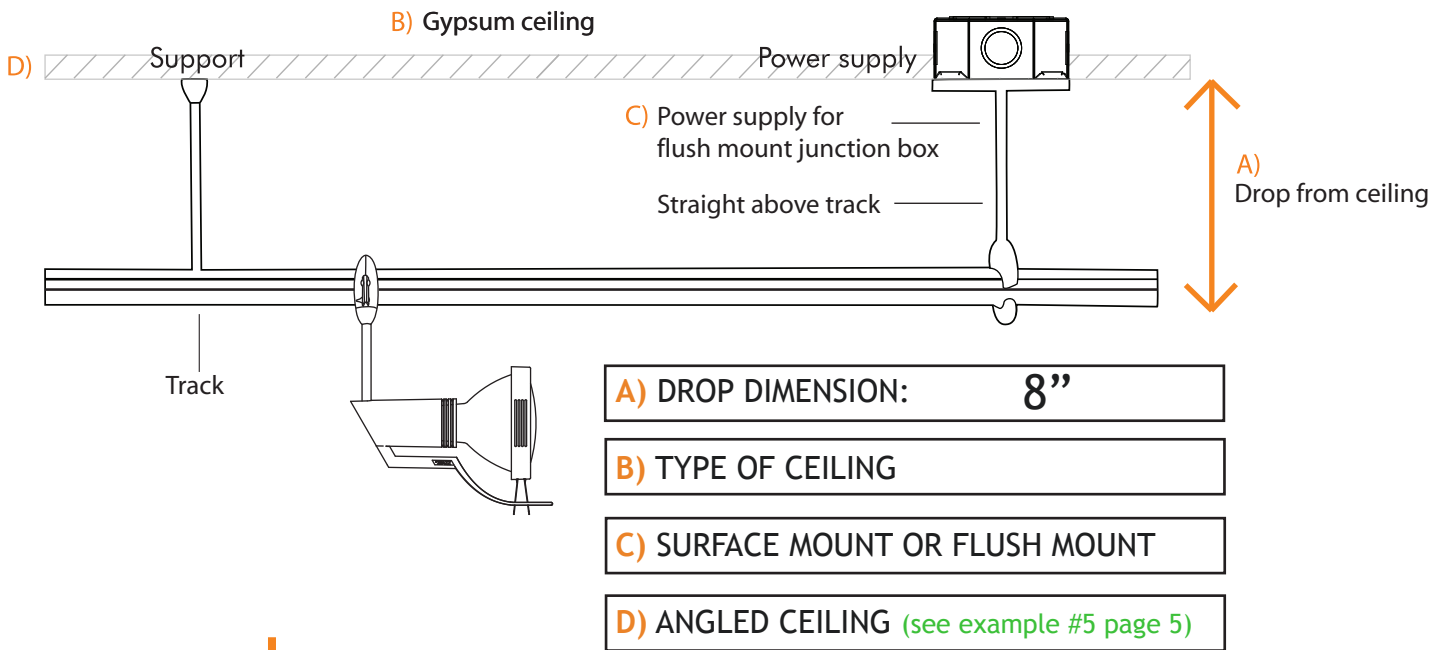


DEFINE YOUR SCALE: (GO SEE EXAMPLE PAGE #1)

1 SQUARE= _____ FEET

2) CHOOSE YOUR CEILING TYPE AND DROP DIMENSION

EXAMPLE STEP 2

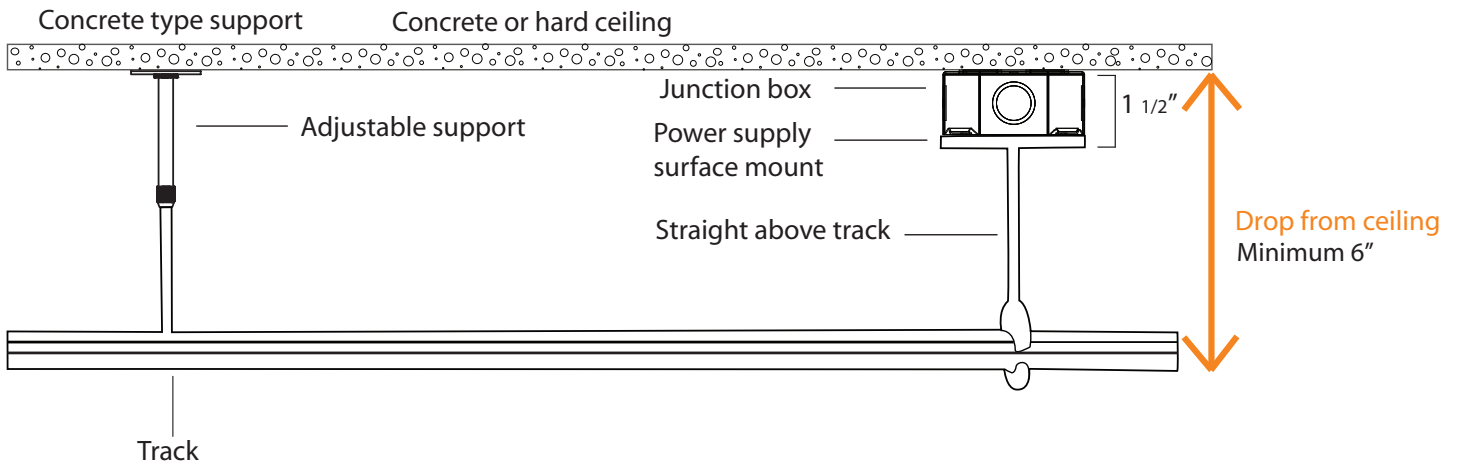


A) DROP DIMENSION:

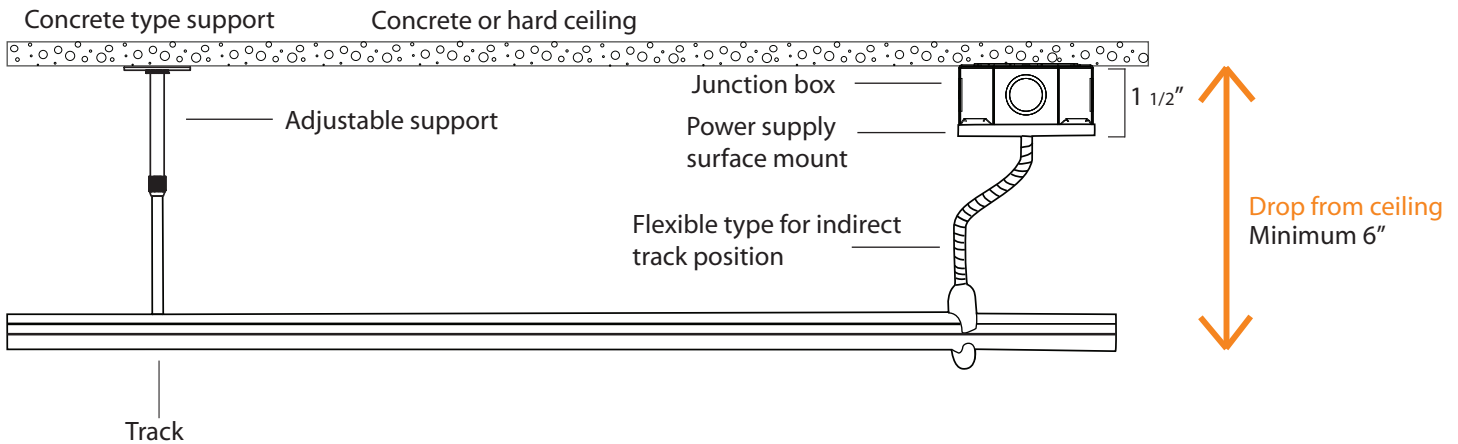
A) DROP DIMENSION FOR CATHEDRAL CEILING:

TYPE OF TRACK

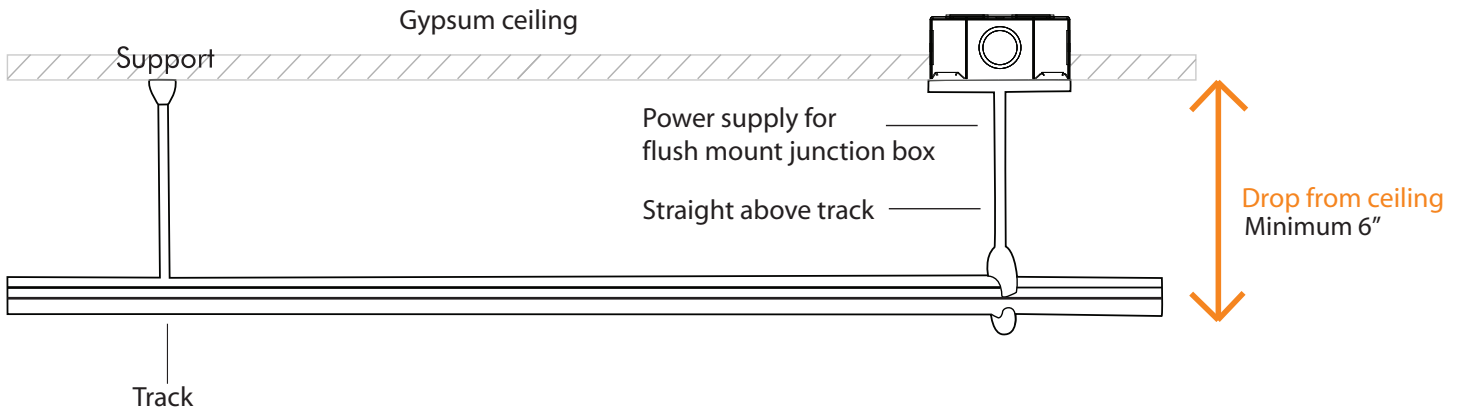
EXAMPLE #1



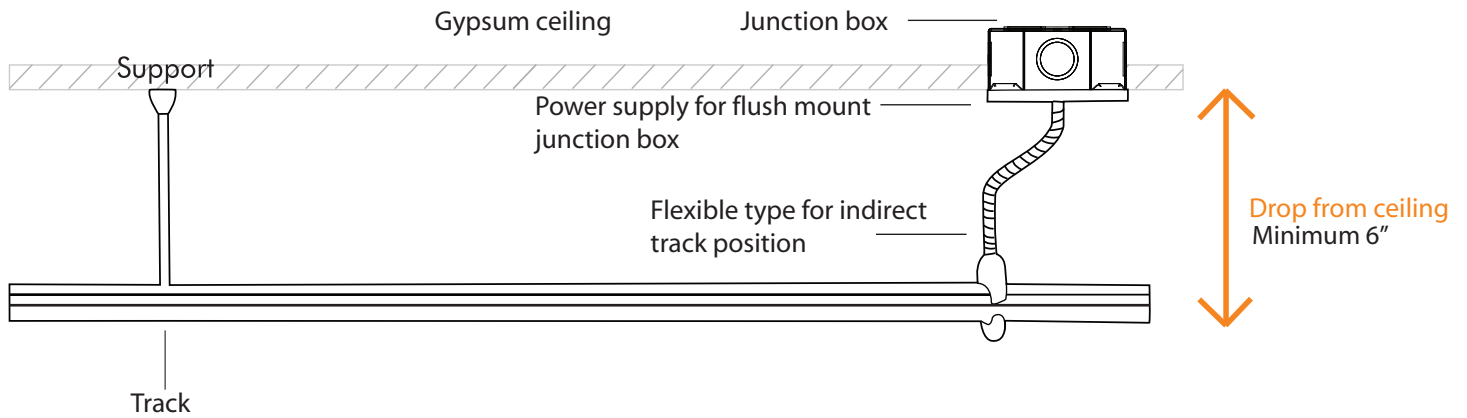
EXAMPLE #2



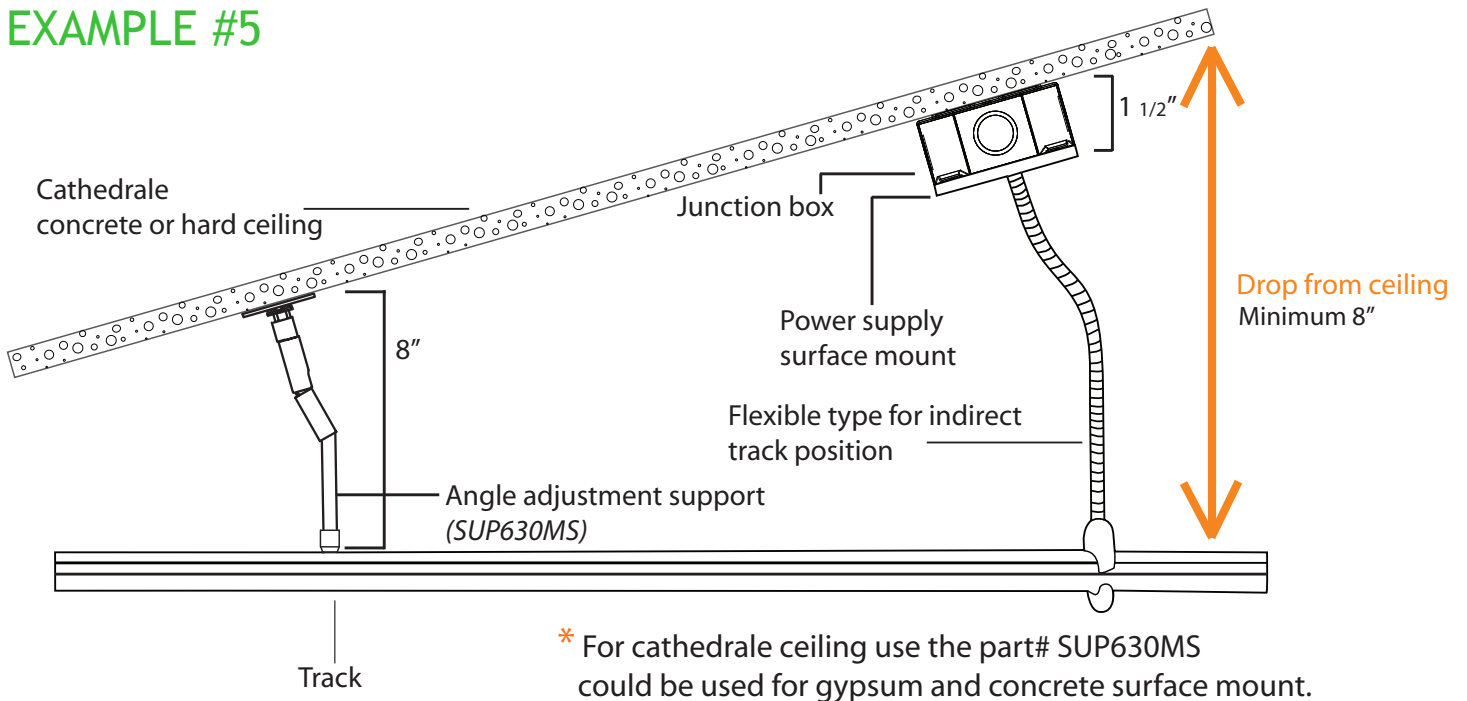
EXAMPLE #3



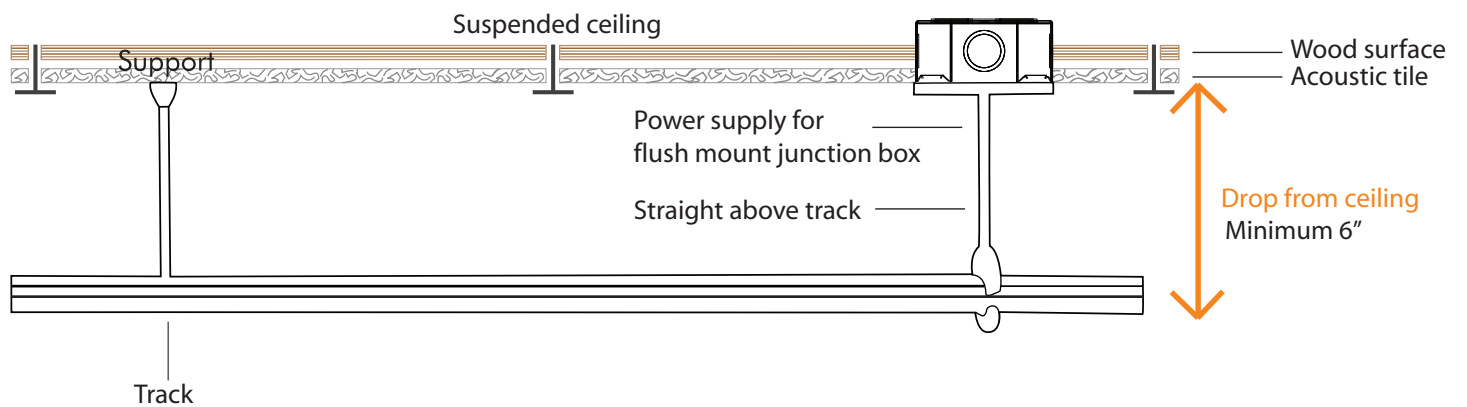
EXAMPLE #4



EXAMPLE #5



EXAMPLE #6



A) CHOOSE AND CHECK YOUR TYPE OF SUPPORT:

1) FOR CONCRETE CEILING SURFACE
(see example page 4)

2) FOR GYPSUM CEILING SURFACE
(see example page 4)

3) FOR ANGLED CEILING SURFACE
(see example page 5)

4) FOR SUSPENDED CEILING SURFACE

B) CHOOSE AND CHECK YOUR POWER SUPPLY:

1) FOR FLUSH MOUNT JUNCTION BOX
(see example #3 page 4)

2) FOR SURFACE MOUNT JUNCTION BOX
(see example #1 page 4)

**3) FOR FLEXIBLE POWER SUPPLY
ON A SURFACE MOUNT JUNCTION BOX**
(see example #2 page 4)

**4) FOR FLEXIBLE POWER SUPPLY FOR A
FLUSH MOUNT JUNCTION BOX**
(see example #4 page 5)

C) LIST OF PARTS NEEDED:

* TO BE FILLED BY LIGHTING EXPERTS

QUANTITY

PRICE \$

| | | |
|--------|---|--|
| ITEM # | X | |
| ITEM # | X | |
| ITEM # | X | |
| ITEM # | X | |
| ITEM # | X | |
| ITEM # | X | |
| ITEM # | X | |
| ITEM # | X | |

TOTAL:

3) CHOOSE WHICH SPOTS YOU WOULD LIKE

EXAMPLE STEP 3

PRICE \$

| | | | |
|-----------------|------|-------|--|
| ITEM # SLV0111S | X 10 | SPOTS | |
| ITEM # | X | SPOTS | |
| ITEM # | X | SPOTS | |
| ITEM # | X | SPOTS | |
| ITEM # | X | SPOTS | |
| ITEM # | X | SPOTS | |

TOTAL:

4) CHOOSE WHICH PENDANTS YOU WOULD LIKE

EXAMPLE STEP 4

PRICE \$

| | | | | |
|--------|----------|------|----------|--|
| ITEM # | PEN3090W | X 10 | PENDANTS | |
| ITEM # | | X | PENDANTS | |
| ITEM # | | X | PENDANTS | |
| ITEM # | | X | PENDANTS | |
| ITEM # | | X | PENDANTS | |
| ITEM # | | X | PENDANTS | |

TOTAL:

FOR REPLY, PLEASE INDICATE:

NAME:

PHONE NUMBER:

EMAIL:

FAX:

For question and or comments:

FAX: 514-931-0218

MAIL: lesales@lightingexperts.com

leservices@lightingexperts.com